



# 1 800m Freestyle Mixed Final



Official

Total



Rank	Competitor	Age	Club	RT	PTS	Result
1	David Liversidge	48				10:03.99 Entry: 10:04.07 <span>-0.08</span>
	50m: 100m: 150m: 200m: 250m:					
	300m: 350m: 400m: 450m: 500m:					
	550m: 600m: 650m: 700m: 750m:					
	800m: 10:03.99 (10:03.99)					
2	Gemma Scott	37				10:17.38 Entry: 10:15.95 <span>+1.43</span>
	50m: 100m: 150m: 200m: 250m:					
	300m: 350m: 400m: 450m: 500m:					
	550m: 600m: 650m: 700m: 750m:					
	800m: 10:17.38 (10:17.38)					
3	Marco Troiani	57		0.94		10:36.93 Entry: 10:45.00 <span>-8.07</span>
	50m: 37.04 100m: 1:17.55 (40.51) 150m: 1:57.98 (40.43) 200m: 2:38.33 (40.35)					
	250m: 3:18.75 (40.42) 300m: 3:58.95 (40.20) 350m: 4:38.86 (39.91)					
	400m: 5:18.87 (40.01) 450m: 5:58.74 (39.87) 500m: 6:39.14 (40.40)					
	550m: 7:19.35 (40.21) 600m: 7:59.46 (40.11) 650m: 8:39.52 (40.06)					
	700m: 9:19.88 (40.36) 750m: 9:59.09 (39.21) 800m: 10:36.93 (37.84)					
4	Robyn Crotty	65		0.85		10:41.12 Entry: 10:40.00 <span>+1.12</span>
	50m: 37.08 100m: 1:17.06 (39.98) 150m: 1:57.60 (40.54) 200m: 2:38.35 (40.75)					
	250m: 3:18.83 (40.48) 300m: 3:59.29 (40.46) 350m: 4:39.55 (40.26)					
	400m: 5:19.63 (40.08) 450m: 5:59.75 (40.12) 500m: 6:39.84 (40.09)					
	550m: 7:20.23 (40.39) 600m: 8:00.49 (40.26) 650m: 8:40.81 (40.32)					
	700m: 9:20.99 (40.18) 750m: 10:01.18 (40.19) 800m: 10:41.12 (39.94)					
5	Jordan Mckay	34		0.82		10:56.43 Entry: 11:00.00 <span>-3.57</span>
	50m: 35.57 100m: 1:14.33 (38.76) 150m: 1:54.01 (39.68) 200m: 2:34.72 (40.71)					
	250m: 3:15.69 (40.97) 300m: 3:57.10 (41.41) 350m: 4:38.75 (41.65)					
	400m: 5:20.42 (41.67) 450m: 6:02.55 (42.13) 500m: 6:44.80 (42.25)					
	550m: 7:27.38 (42.58) 600m: 8:09.80 (42.42) 650m: 8:52.44 (42.64)					
	700m: 9:34.85 (42.41) 750m: 10:16.33 (41.48) 800m: 10:56.43 (40.10)					
6	Lucy Happe	29		0.89		11:05.36 Entry: 11:20.00 <span>-14.64</span>
	50m: 36.49 100m: 1:17.09 (40.60) 150m: 1:58.83 (41.74) 200m: 2:41.54 (42.71)					
	250m: 3:23.65 (42.11) 300m: 4:06.19 (42.54) 350m: 4:48.47 (42.28)					
	400m: 5:31.05 (42.58) 450m: 6:13.05 (42.00) 500m: 6:55.38 (42.33)					
	550m: 7:37.74 (42.36) 600m: 8:20.41 (42.67) 650m: 9:02.84 (42.43)					
	700m: 9:44.81 (41.97) 750m: 10:25.95 (41.14) 800m: 11:05.36 (39.41)					
7	Courtney Armst	43		0.93		11:15.41 Entry: 11:20.00 <span>-4.59</span>
	50m: 36.50 100m: 1:18.39 (41.89) 150m: 2:00.84 (42.45) 200m: 2:44.19 (43.35)					
	250m: 3:26.85 (42.66) 300m: 4:09.87 (43.02) 350m: 4:52.26 (42.39)					
	400m: 5:35.06 (42.80) 450m: 6:17.44 (42.38) 500m: 7:00.28 (42.84)					
	550m: 7:42.80 (42.52) 600m: 8:26.02 (43.22) 650m: 9:08.69 (42.67)					
	700m: 9:51.37 (42.68) 750m: 10:33.75 (42.38) 800m: 11:15.41 (41.66)					

**8**  **Lee Burrow** 48  0.79 **11:34.10**  
Entry: 10:55.64 +38.46



50m:	27.26	100m:	1:12.96 (45.70)	150m:	1:57.30 (44.34)	200m:	2:41.77 (44.47)
250m:	3:27.07 (45.30)	300m:	4:11.19 (44.12)	350m:	4:55.51 (44.32)		
400m:	5:40.10 (44.59)	450m:	6:24.84 (44.74)	500m:	7:10.04 (45.20)		
550m:	7:54.32 (44.28)	600m:	8:39.24 (44.92)	650m:	9:23.92 (44.68)		
700m:	10:07.60 (43.68)	750m:	10:52.16 (44.56)	800m:	11:34.10 (41.94)		

**9**  **Andrew Steven:** 61  **12:16.24**  
Entry: 12:00.00 +16.24



50m:	100m:	150m:	200m:	250m:
300m:	350m:	400m:	450m:	500m:
550m:	600m:	650m:	700m:	750m:
800m:	12:16.24 (12:16.24)			

**10**  **Glenn Wright** 64  **13:11.98**  
Entry: 13:42.00 -30.02



50m:	100m:	150m:	200m:	250m:
300m:	350m:	400m:	450m:	500m:
550m:	600m:	650m:	700m:	750m:
800m:	13:11.98 (13:11.98)			

**11**  **Avy Judelson** 74  **13:37.56**  
Entry: 13:52.00 -14.44



50m:	100m:	150m:	200m:	250m:
300m:	350m:	400m:	450m:	500m:
550m:	600m:	650m:	700m:	750m:
800m:	13:37.56 (13:37.56)			

**12**  **Eleanor Pinfold** 76  0.98 **13:43.38**  
Entry: 13:30.00 +13.38



50m:	47.29	100m:	1:38.49 (51.20)	150m:	2:30.15 (51.66)	200m:	3:22.19 (52.04)
250m:	4:14.26 (52.07)	300m:	5:06.81 (52.55)	350m:	5:59.45 (52.64)		
400m:	6:52.19 (52.74)	450m:	7:43.34 (51.15)	500m:	8:35.21 (51.87)		
550m:	9:27.59 (52.38)	600m:	10:19.63 (52.04)	650m:	11:11.49 (51.86)		
700m:	12:03.10 (51.61)	750m:	12:54.38 (51.28)	800m:	13:43.38 (49.00)		

**13**  **Ann Rogerson** 71  **14:09.37**  
Entry: 13:00.00 +69.37

50m:	100m:	150m:	200m:	250m:
300m:	350m:	400m:	450m:	500m:
550m:	600m:	650m:	700m:	750m:
800m:	14:09.37 (14:09.37)			

**14**  **Honglei Zhang** 47  **14:17.35**  
Entry: 18:00.00 -222.65



50m:	39.83	100m:	1:28.18 (48.35)	150m:	2:20.03 (51.85)	200m:	3:13.22 (53.19)
250m:	4:07.57 (54.35)	300m:	5:02.65 (55.08)	350m:	5:58.14 (55.49)		
400m:	6:54.67 (56.53)	450m:	7:50.41 (55.74)	500m:	8:47.41 (57.00)		
550m:	9:43.27 (55.86)	600m:	10:39.18 (55.91)	650m:	11:35.00 (55.82)		
700m:	12:30.81 (55.81)	750m:	13:24.73 (53.92)	800m:	14:17.35 (52.62)		



**15**  **Donna Harris** 62  **14:23.59**  
Entry: 15:00.00 -36.41



50m:	48.86	100m:	1:41.92 (53.06)	150m:	2:35.76 (53.84)	200m:	3:29.81 (54.05)
250m:	4:23.51 (53.70)	300m:	5:17.45 (53.94)	350m:	6:11.76 (54.31)		
400m:	7:06.43 (54.67)	450m:	8:01.66 (55.23)	500m:	8:57.03 (55.37)		
550m:	9:52.28 (55.25)	600m:	10:47.68 (55.40)	650m:	11:42.59 (54.91)		
700m:	12:37.83 (55.24)	750m:	13:31.67 (53.84)	800m:	14:23.59 (51.92)		



 62  **14:42.07**



16 Debra Shiers  
50m: 100m: 150m: 200m: 250m:  
300m: 350m: 400m: 450m: 500m:  
550m: 600m: 650m: 700m: 750m:  
800m: 14:42.07  
(14:42.07)  
Entry: 16:01.72 -79.65



17  Ian Gunthorp 80   
50m: 100m: 150m: 200m: 250m:  
300m: 350m: 400m: 450m: 500m:  
550m: 600m: 650m: 700m: 750m:  
800m: 14:47.05  
(14:47.05)  
Entry: 15:00.00 -12.95


18  Emma Kong 40   
50m: 100m: 150m: 200m: 250m:  
300m: 350m: 400m: 450m: 500m:  
550m: 600m: 650m: 700m: 750m:  
800m: 15:06.94  
(15:06.94)  
Entry: 15:30.00 -23.06

19  Megan Agnew 46   
50m: 100m: 150m: 200m: 250m:  
300m: 350m: 400m: 450m: 500m:  
550m: 600m: 650m: 700m: 750m:  
800m: 15:31.40  
(15:31.40)  
Entry: 18:00.00 -148.60

20  Ann Browett 69   
50m: 100m: 150m: 200m: 250m:  
300m: 350m: 400m: 450m: 500m:  
550m: 600m: 650m: 700m: 750m:  
800m: 16:06.06  
(16:06.06)  
Entry: 18:00.00 -113.94







21  Ali Hill 45   
50m: 100m: 150m: 200m: 250m:  
300m: 350m: 400m: 450m: 500m:  
550m: 600m: 650m: 700m: 750m:  
800m: 18:13.50  
(18:13.50)  
Entry: 20:00.00 -106.50

22  Ilonka Buwalda 50   
50m: 100m: 150m: 200m: 250m:  
300m: 350m: 400m: 450m: 500m:  
550m: 600m: 650m: 700m: 750m:  
800m: 19:52.10  
(19:52.10)  
Entry: 20:45.51 -53.41

23  Marg Milne 79   
50m: 1:07.68 100m: 2:26.46 (1:18.78) 150m: 3:44.81 (1:18.35)  
200m: 5:02.67 (1:17.86) 250m: 6:21.93 (1:19.26) 300m: 7:40.58 (1:18.65)  
350m: 8:58.83 (1:18.25) 400m: 10:17.09 (1:18.26) 450m: 11:35.63 (1:18.54)  
500m: 12:53.90 (1:18.27) 550m: 14:12.22 (1:18.32) 600m: 15:31.22 (1:19.00)  
650m: 16:48.38 (1:17.16) 700m: 18:05.36 (1:16.98) 750m: 19:22.51 (1:17.15)  
800m: 20:38.33 (1:15.82)  
Entry: 20:00.00 +38.33

24  Cheree Dodkin 47   
Entry: 30:00.00 -23.39

50m: 1:29.94 100m: 3:21.29 (1:51.35) 150m: 5:15.15 (1:53.86)  
200m: 7:05.85 (1:50.70) 250m: 8:54.17 (1:48.32) 300m: 10:43.41 (1:49.24)  
350m: 12:31.53 (1:48.12) 400m: 14:19.35 (1:47.82) 450m: 16:06.33 (1:46.98)  
500m: 17:58.70 (1:52.37) 550m: 19:51.79 (1:53.09) 600m: 21:46.17 (1:54.38)  
650m: 23:41.05 (1:54.88) 700m: 25:38.95 (1:57.90) 750m: 27:35.82 (1:56.87)  
800m: 29:36.61 (2:00.79)

-	 Calvin Braybroc	18		DNS
-	 Eleanor Griffiths	48		DNS
-	 Tina Longley	36		DNS